

Mexico
Middle
School

TIGER WIRE





Welcome Back To School

- ★ **New Cellphone Protocols**
- ★ **What's Happening**
- ★ **Tech Tips**

16 Fravor Road, Mexico. NY

 315-963-8400

www.MexicoCSD.org

CELLPHONE PROTOCOLS

NEW 2024-25

Due to the disruptive nature of cellphones in the educational environment and their significant impact on harassment and bullying, the school permits cellphone use **ONLY**:

- ✔ before and after school
- ✔ during passing time between classes
- ✔ during lunch for students in grades 5-12

Elementary school students must keep their phones in their backpacks at all times during the instructional day. Cellphones should not be visible or used during class unless explicitly instructed by the teacher for an instructional activity.



MMS 2024 Fall Open House

Featuring

**Parent Square Help Desk
w/ Candace Fitzgerald-**

Director of Curriculum, Data & Accountability!

Questions or concerns with Parent Portal? Stop by and visit Mrs. Fitzgerald for help getting started or using this wonderful new tool!

Student Work & Projects

Visit your students' classrooms to see what they are working on and meet the teachers. Please remember that this is not a Parent Teacher Conference night, but you are able to schedule an appointment with your child(ren)'s teams!

Meet our Staff

Stop by and meet our Administrators, Counselors and more at this wonderful night to celebrate the start of our year and the beginning of the great things our students will do this school year!

September 18th 6-7:30pm

What's Happening @ MMS


September 16-20-
iReady Reading
Diagnostics

Try your best!

DO YOUR
Best

September 18-
MMS Open House

6-7:30pm



September 20-
MACS Homecoming
Game

HS Stadium 6:30pm

September 23-27-
iReady Math
Diagnostics

You've got this!



ASAP
Starts
October 1st



September

Sunday

Monday


Tuesday


Wednesday

Thursday

Friday

Saturday

1	2 	3 Staff Development Day	4  A Modified Sports Begin	5 B Code of Conduct Assemblies	6 C	7
8	9 D	10 A	11 B	12 C	13 D	14
Bus Safety Drills						
15	16 A	17 B	18 C MMS Open House 6-7:30pm	19 D	20 A	21
iReady Reading Diagnostics						
22	23 B	24 C	25 D	26 A	27 B	28
iReady Math Diagnostics						
29	30 C	1 D	2 A	3 B	4 C	5
iReady Make-up Diagnostics						





POSITIVE PUMPKINS COLORING CONTEST 2024




MMS Annual Positive Pumpkin Coloring Contest will take place October 21st through the 25th this year! Coloring pages will be available in the cafeteria during lunches or study halls. Students should decorate their chosen sheet and turn them in at Student Services. No more than 3 entries per MMS Staff member or Student. Winners will be announced on Halloween!

OCTOBER 21ST-25TH



October

Sunday	Monday	Tuesday	Wednesday	Thursday	Friday	Saturday
29	30 C	1 D ASAP starts today	2 A	3 B	4 C 5 wk MP ends	5
6	7 D Reading Data Days	8 A	9 B Math Data Days	10 C MMS Picture Day Go Home Early Drill	11 Staff Development Day	12
13	14 Grades Due INDIGENOUS PEOPLE day	15 D	16 A	17 B	18 C	19
20	21 D	22 A	23 B	24 C	25 D	26
Positive Pumpkins Coloring Contest						
27	28 A Modified Volleyball & Boys Basketball Start	29 B	30 C 7/8 Band/Chorus Fall Concert MS Aud 7pm	31 D TRICK OR TREAT	1 Staff Development Day	2



LUNCH

time



Menu Subject to change



SEPTEMBER 2024
Lunch

Elementary has daily choice of main menu, chicken patty or pbj. MS/HS has choice of main menu, chicken patty or pizza. Fresh and canned fruit available

Monday

Tuesday

Wednesday

Thursday

Friday

2

3

4

5

6

9

10

11

12

13

16

17

18

19

20

23

24

25

26

27

30

Welcome Back Staff!!

Welcome Back Students!!
Hamburger on a bun
Baked beans
Fruit & Milk

Hot Dog in a Bun
Broccoli
Fruit
Milk

Pizza
Green Beans
Fruit
Milk

Macaroni and Cheese
Dinner roll
Broccoli
Fruit & Milk

Popcorn Chicken
Seasoned Rice
Baked Beans
Fruit
Milk

Mini Pancakes
Sausage Patty
Hash Brown Round
Fruit
Milk

Chicken Fajitas
Corn
Fruit
Milk

Pizza
Green Beans
Fruit
Milk

BBQ Chicken Nachos
Carrots
Fruit
Milk

Grilled Cheese Sandwich
Tomato Soup
Green Beans
Fruit & Milk

Egg and Cheese Sandwich
Hashbrown rounds
Fruit
Milk

Tacos
Flour Tortilla
Corn
Fruit
Milk

Pizza
Carrots
Fruit
Milk

Hamburger on a Bun
Baked beans
Fruit
Milk

Popcorn Chicken
Seasoned Rice
Carrots
Fruit
Milk

Mini Pancakes
Sausage Patty
Hash Brown Round
Fruit
Milk

Chicken Fajitas
Corn
Fruit
Milk

Pizza
Green Beans
Fruit
Milk

BBQ Chicken Nachos
Carrots
Fruit
Milk





Mexico School District is an equal opportunity provider and employer.

Mexico school district participates in the Community Eligibility Provision for the 2023-2024 school year. All enrolled students in our school district, regardless of income level, are eligible to receive a healthy school breakfast and school lunch at no charge each day. If you have any questions concerning the school nutritional program, please contact Brenda Thomas at 315-963-8400 x 5071.

MY
SCHOOL
BUCKS

PAY FOR MEALS ONLINE
MySchoolBucks.com

AM/PM DROP OFF & PICKUP ETIQUETTE




MMS Main Entrance doors open for students at 7:25am for breakfast. Both the Main Entrance and Lower Loop doors will open at 7:30am to allow students into the building and will be locked at 7:35 (or after the drop off line ends). Late students will need to be dropped off at the Main entrance and may sign themselves in at the Main Office. They do not require an adult to sign them in.

When dropping off students, please remember to not pass any bus with flashing lights. The lower loop (by the bus garage) is for students in 5th and 6th grades or larger families while the upper loop (off of Fravor Road) is for 7th and 8th graders only. Please be vigilant watching for students while your vehicle is in motion and follow directions from building staff at both loops.

Dismissal is at 1:56pm. Students who are normally picked up at this time will meet their parents at the appropriate loop for pickup. If you need your student earlier than 1:56, you will need to come into the Main Office to sign your student out. Please follow the directives from our building staff to keep all students safe during dismissal.



We respectfully ask that no parents stop or park in the bus loop in front of the Main Office 10 minutes prior to doors opening/dismissal- or while busses are in the loop.

Thank you for keeping our students safe!





STUDENT CAMPUS ACCOUNT MESSAGES

My Home

  Your Name
Street Address
City, State, Zip
Phone Number

☒ Current Semester ☐ ALL

BUSINESS LAW (00242) Teacher: Parker	Period: 1 Semester: FA, SP Days: G	Section: 1 Room: 220
STATISTICS (00151) Teacher: Martin	Period: 1 Semester: FA, SP Days: B	Section: 1 Room: 206
CHILD DEVEL/PARENT (00257) Teacher: Webb	Period: 2 Semester: FA, SP Days: G	Section: 1 Room: 101
 ENGLISH 12/AMER LIT (03639) Teacher: Copeland	Period: 2 Semester: FA, SP Days: B	Section: 1 Room: 64
PHYSICAL EDUCATION (00320) Teacher: White	Period: 3 Semester: FA Days: G	Section: 16 Room: Gym

Students can check their schedule in SchoolTool! Go to Macsnet and select  . Login using Microsoft and voila! The schedule will appear!

Another way to be responsible and keep the schedule handy is to copy it into a student planner!

Registering for ParentSquare from the App

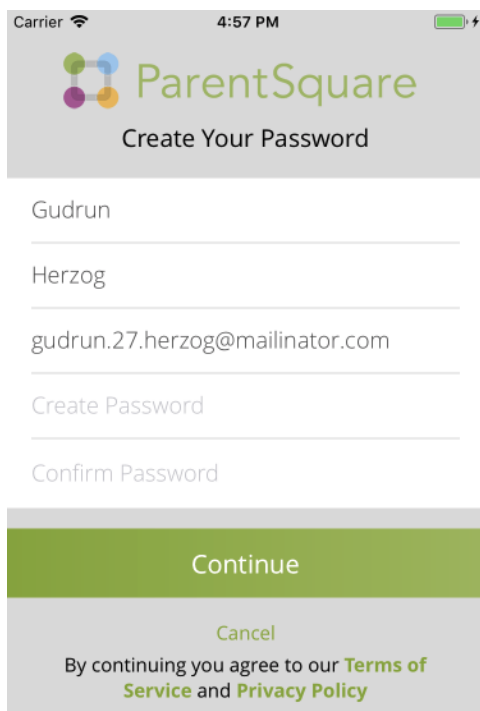
ParentSquare makes it easy to register for ParentSquare from the app. Simply download the app on your Apple or Android device and follow the steps below:

1. Open the ParentSquare App.
2. Enter your email or cell phone number.
3. Tap Continue.



Note: Please be sure to register with the same email that you have used for SchoolTool's Parent Porital Access. If your email is not recognized by ParentSquare, you can "Request Access" or call your school office and ask them to update your contact information.

4. Create your password and confirm your password.

A screenshot of the ParentSquare app's registration screen. At the top, the status bar shows "Carrier", signal strength, "4:57 PM", and battery level. Below the status bar is the ParentSquare logo (four colored circles) and the text "ParentSquare" in green. Underneath is the heading "Create Your Password". The form contains five input fields: "Gudrun", "Herzog", "gudrun.27.herzog@mailinator.com", "Create Password", and "Confirm Password". At the bottom, there is a green "Continue" button and a gray "Cancel" button. Below the "Cancel" button, it says "By continuing you agree to our Terms of Service and Privacy Policy".

5. Enter your registration code sent by Email or Text and tap Verify.

Note: If your registration link has expired, a new one will need to be sent to you. Please contact your school's admin and ask for a new link to be sent to you.



DOWNLOADING THE SCHOOLTOOL MOBILE APP

Below you will find instructions on how to download the SchoolTool Mobile App from the App Store (iOS Devices) or the Google Play Store (Android Devices). Best of all - it's FREE!

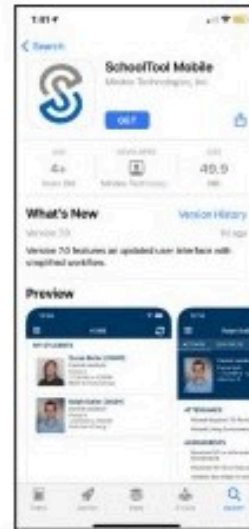
The SchoolTool Mobile App lets you view your child's grades, assignments and more right at your fingertips. Push Notifications can also be set up to ensure you receive the latest updates for your child(ren) as soon as they are posted to the SchoolTool portal.

Searching for the App

Go to the marketplace on your mobile device / tablet where you download apps and search "SchoolTool." If you are using an iOS device, go to the App Store. If you are using an Android device, go to the Google Play Store.

Downloading the App

Once you have found it on your marketplace, click "Install" or "Download." The app will now be available on your device.



Choosing Your Notifications

By downloading the SchoolTool App, you will be able to choose specific notifications that you would like to receive, including:

- When an Assignment is Graded
- Daily Attendance
- Marking Period Grades are Posted

All of your settings will automatically be saved. You have not successfully set up your notifications for the SchoolTool App.

Please note that, to get all of the full features and experience of SchoolTool, you will want to use the desktop version.

NOTIFICATIONS

Receive Push Notifications



Assignment Graded



Marking Period Graded



Direct Notifications



Daily Attendance



Upon entering the SchoolTool Mobile App, it will request a URL for your school district. Mexico's URL is:

<https://cnyric05.schooltool.com/Mexico/>